

BODY BUILDER'S BOOK BULLETIN

DATE: FEBRUARY 22, 2006
MODEL YEAR: ALL
CHASSIS MODEL: ALL
BULLETIN NUMBER: BBB Bulletin-12

WELDING PRECAUTIONS

PURPOSE


The following precautions should be taken when welding on a UD Truck chassis or its components. Failure to take these precautions can result in electrical damages to the Engine, Transmission and ABS Electronic Control Units (ECU).

PRECAUTIONS


1. Insure the ignition key is in the OFF position.



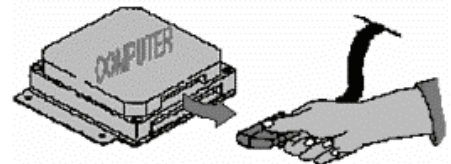
2. Disconnect both the positive and negative battery terminals.



3. Do not allow open flames near the batteries.



4. Disconnect all electronic control units (ECU's) at their connector. * Use care not to damage the plugs, pins, and connectors during the removal or connection process.



5a. Always attach the welding machine ground cable to a point nearby the welding area.

5b. Place protective covers around components and wiring harnesses to protect against welding splatter.



* Note: Refer to Section C of the Body Builder's Book for the location of the Engine, Anti-lock Brakes (ABS) and Automatic Transmission electronic control unit locations.