

NISSAN DIESEL AMERICA, INC.

BODY BUILDER'S BOOK BULLETIN

DATE: MARCH 22, 2006
MODEL YEAR: ALL
CHASSIS MODEL: ALL
BULLETIN NUMBER: BBB-5 (REV. B) REPLACES BULLETIN DATED SEPTEMBER 20, 2004

TAIL LAMP ASSEMBLIES / CONVERTERS

PURPOSE

To provide recommendations for the utilization of the factory tail light assemblies and aftermarket tail lamp converters.

I. TAIL LAMP ASSEMBLIES

Nissan Diesel America, Inc. strongly recommends the use of the factory tail light assemblies received with the vehicle.

All UD Truck models use a four lamp tail light system with one amber lamp for turn signals per side, and one red lamp for stop lamp and tail lamp per side. (Figure A)

UD Trucks are not equipped with the additional wiring and special components which allow one tail lamp to operate as tail light, turn signal and stop lamp, commonly referred to as "stop lamp over-ride". (See Figures B and C).

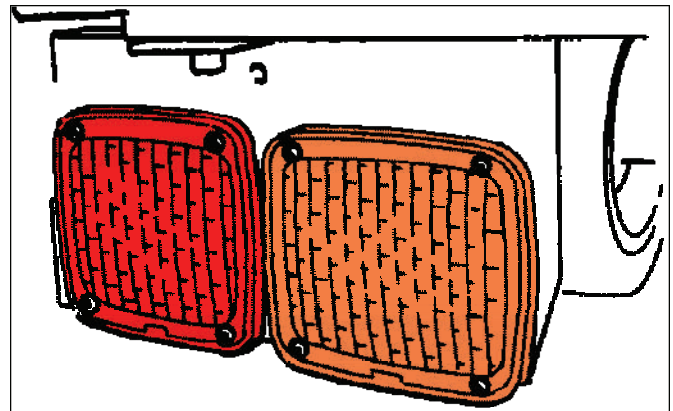


Fig. A

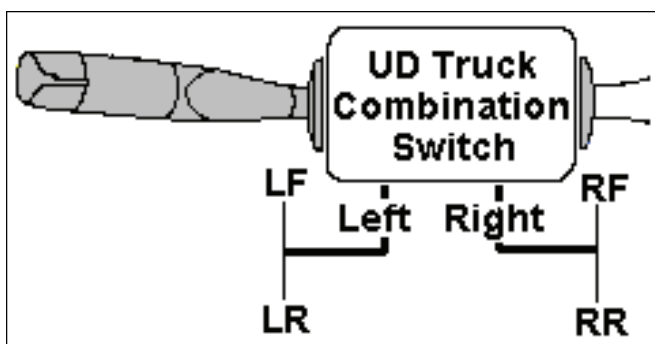


Fig. B

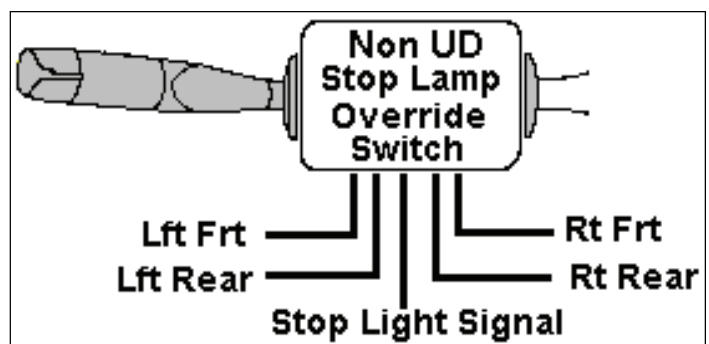


Fig. C

II. TAIL LAMP CONVERTER

In order to achieve stop lamp over-ride operation, whereby one tail lamp functions as tail, stop and turn signal, a tail light converter box must be used (Figure D). Tail light converters are designed with internal circuits that provide stop lamp over-ride operation in vehicles not equipped.

Tail lamp converters also allow the addition of extra lamps and lighting equipment without adding extra electrical load to the vehicle's electrical circuits. Internal relays in the converter box use the connections made to the vehicle's electrical harness for a signal only.

However, should it be necessary to install aftermarket tail lamp assemblies, the installer should follow the recommendations of the tail lamp converter control manufacturer for electrical connection details.




Fig. D

**THE INFORMATION CONTAINED IN THIS BULLETIN SHOULD NOT BE INTERPRETED
AS THE BASIS FOR WARRANTY CLAIMS UNLESS SO DESIGNATED**